

**Schedule C1
Compensation to Alive HCV Infected Class Members**

These lump sum present values are to be reduced by 8/11ths of the compensation received from the Red Cross. In addition to these amounts, compensation for Past Economic Losses may be payable.

Year of Birth	Disease Level					
	Level 1	Level 2	Level 3	Level 4	Level 5	Level 6
2016	8.453	183.223	259.264	281.866	289.146	309.346
2015	8.453	181.832	258.853	284.992	292.548	313.290
2014	8.453	180.442	258.442	288.118	295.950	317.234
2013	8.453	179.052	258.030	291.245	299.352	321.178
2012	8.453	177.661	257.619	294.371	302.754	325.122
2011	8.453	176.271	257.208	297.498	306.156	329.066
2010	8.453	174.881	256.797	300.624	309.558	333.011
2009	8.453	173.490	256.385	303.750	312.961	336.955
2008	8.453	172.100	255.974	306.877	316.363	340.899
2007	8.453	170.709	255.563	310.003	319.765	344.843
2006	8.453	169.319	255.151	313.129	323.167	348.787
2005	8.453	167.929	254.740	316.256	326.569	352.731
2004	8.453	166.538	254.329	319.382	329.971	356.675
2003	8.453	165.148	253.918	322.508	333.373	360.620
2002	8.453	163.758	253.506	325.635	336.775	364.564
2001	8.453	162.367	253.095	328.761	340.177	368.508
2000	8.453	160.977	252.684	331.888	343.579	372.452
1999	8.453	159.587	252.273	335.014	346.981	376.396
1998	8.453	158.196	251.861	338.140	350.383	380.340
1997	8.453	156.806	251.450	341.267	353.785	384.284
1996	8.453	155.416	251.039	344.393	357.188	388.229
1995	8.453	154.025	250.628	347.519	360.590	392.173
1994	8.453	152.635	250.216	350.646	363.992	396.117
1993	8.453	151.245	249.805	353.772	367.394	400.061
1992	8.453	149.854	249.394	356.898	370.796	404.005
1991	8.453	148.464	248.982	360.025	374.198	407.949
1990	8.453	147.074	248.571	363.151	377.600	411.893
1989	8.453	145.683	248.160	363.811	381.002	415.838
1988	8.453	143.826	245.901	359.580	379.064	414.087
1987	8.453	141.968	243.641	355.349	377.126	412.336
1986	8.453	140.110	241.382	351.119	375.187	410.585
1985	8.453	138.253	239.122	346.888	373.249	408.834
1984	8.453	136.395	236.863	342.657	371.311	407.083
1983	8.453	134.537	234.604	340.399	369.372	405.332
1982	8.453	132.680	232.344	338.141	367.434	403.581
1981	8.453	130.822	230.085	335.883	365.496	401.830
1980	8.453	128.964	227.825	333.625	363.558	400.079
1979	8.453	127.107	225.566	331.367	361.619	398.328
1978	8.453	124.882	222.701	328.319	358.922	396.053
1977	8.453	122.658	219.836	325.271	356.225	393.778
1976	8.453	120.434	216.971	322.222	353.528	391.504
1975	8.453	118.210	214.106	319.174	350.831	389.229
1974	8.453	115.986	211.241	316.126	348.134	386.954
1973	8.453	113.762	208.376	313.078	345.437	384.679
1972	8.453	111.538	205.511	310.029	342.740	382.404
1971	8.453	109.314	202.646	306.981	340.043	380.129
1970	8.453	107.090	199.781	303.933	337.346	377.854
1969	8.453	104.866	196.916	300.885	334.649	375.580
1968	8.453	102.612	193.436	296.810	330.993	372.608
1967	8.453	100.358	189.956	292.736	327.337	369.636
1966	8.453	98.104	186.476	288.662	323.680	366.664
1965	8.453	95.851	182.996	284.588	320.024	363.692
1964	8.453	93.597	179.516	280.513	316.368	360.720
1963	8.453	91.343	176.036	276.439	312.711	357.748
1962	8.453	89.089	172.556	272.365	309.055	354.776
1961	8.453	86.836	169.076	268.291	305.399	351.804
1960	8.453	84.582	165.595	264.216	301.743	348.832
1959	8.453	82.328	162.115	260.142	298.086	345.860
1958	8.453	80.376	158.298	254.899	293.229	341.967

**Schedule C1
Compensation to Alive HCV Infected Class Members**

These lump sum present values are to be reduced by 8/11ths of the compensation received from the Red Cross. In addition to these amounts, compensation for Past Economic Losses may be payable.

Year of Birth	Disease Level					
	Level 1	Level 2	Level 3	Level 4	Level 5	Level 6
1957	8.453	78.423	154.480	249.657	288.372	338.074
1956	8.453	76.470	150.662	244.414	283.515	334.181
1955	8.453	74.518	146.844	239.171	278.658	330.288
1954	8.453	72.565	143.026	233.928	273.801	326.395
1953	8.453	70.612	139.208	228.685	268.944	322.501
1952	8.453	68.660	135.390	223.443	264.086	318.608
1951	8.453	66.707	131.572	218.200	259.229	314.715
1950	8.453	64.754	127.754	212.957	254.372	310.822
1949	8.453	62.802	123.936	207.714	249.515	306.929
1948	8.453	61.202	120.524	201.790	243.845	302.034
1947	8.453	59.603	117.112	195.865	238.175	297.139
1946	8.453	58.003	113.699	189.940	232.506	292.244
1945	8.453	56.404	110.287	184.015	226.836	287.349
1944	8.453	54.804	106.875	178.091	221.166	282.454
1943	8.453	53.205	103.462	172.166	215.496	277.559
1942	8.453	51.606	100.050	166.241	209.826	272.664
1941	8.453	50.006	96.638	160.316	204.156	267.769
1940	8.453	48.407	93.225	154.392	198.486	262.874
1939	8.453	46.807	89.813	149.253	192.817	257.979
1938	8.453	45.551	87.531	145.815	188.646	254.213
1937	8.453	44.295	85.250	142.377	184.475	250.447
1936	8.453	43.039	82.969	138.939	180.304	246.681
1935	8.453	41.782	80.687	135.501	176.133	242.915
1934	8.453	40.526	78.406	131.277	171.962	239.150
1933	8.453	39.270	76.125	127.053	167.791	235.384
1932	8.453	38.014	73.843	122.829	163.620	231.618
1931	8.453	36.757	71.562	118.605	159.449	227.852
1930	8.453	35.501	69.280	114.380	155.278	224.086
1929	8.453	34.245	66.999	110.156	151.107	220.321
1928	8.453	33.552	65.606	106.683	147.916	217.403
1927	8.453	32.859	64.213	103.210	144.726	214.486
1926	8.453	32.166	62.820	99.736	141.536	211.569
1925	8.453	31.473	61.427	96.263	138.346	208.652
1924	8.453	30.780	60.034	92.790	135.155	205.735
1923	8.453	30.087	58.641	89.316	131.965	202.817
1922	8.453	29.394	57.248	85.843	128.775	199.900
1921	8.453	28.701	55.855	82.370	125.585	196.983
1920	8.453	28.008	54.462	78.896	122.394	194.066
1919	8.453	27.315	53.069	75.423	119.204	191.149
1918	8.453	27.037	52.463	73.067	117.264	189.741
1917	8.453	26.760	51.857	70.711	115.323	188.334
1916	8.453	26.483	51.252	68.355	113.383	186.926
1915	8.453	26.206	50.646	65.998	111.443	185.519
1914	8.453	25.929	50.040	63.642	109.502	184.111
1913	8.453	25.651	49.434	61.286	107.562	182.704
1912	8.453	25.374	48.829	58.930	105.621	181.296
1911	8.453	25.097	48.223	56.574	103.681	179.889
1910	8.453	24.820	47.617	54.217	101.741	178.481
1909	8.453	24.543	47.011	52.561	99.800	177.074
1908	8.453	24.312	46.737	51.952	98.722	176.119
1907	8.453	24.081	46.463	51.343	97.644	175.164
1906	8.453	23.850	46.189	50.734	96.566	174.210
1905	8.453	23.619	45.915	50.125	95.488	173.255
1904	8.453	23.388	45.641	49.516	94.410	172.301
1903	8.453	23.157	45.367	48.907	93.332	171.346
1902	8.453	22.926	45.093	48.298	92.254	170.392
1901	8.453	22.695	44.819	47.689	91.176	169.437
1900 or earlier	8.453	22.464	44.545	47.080	90.098	168.483

Schedule C2

Compensation to Estates of Deceased HCV Infected Class Members

These lump sum present values are to be reduced by 8/11ths of the compensation received by the HCV Infected Class Member and/or the estate of the HCV Infected Class Member from the Red Cross. In addition to these amounts, compensation for Past Economic Losses incurred prior to death may be payable. Family and Dependant benefits may be payable in addition to these amounts.


Highest Disease Level Attained by HCV Infected Class Member Prior to Death					
Level 1	Level 2	Level 3	Level 4	Level 5	Level 6
8.453	23.480	46.959	46.959	97.832	176.098



Schedule C3
Notional Fund Amounts for Family Members

These lump sum present values are to be reduced by 8/11ths of the compensation received by the Family Members from the Red Cross.

	Disease Level of the Approved HCV Infected Class Member						
	Deceased from HCV	Level 1	Level 2	Level 3	Level 4	Level 5	Level 6
Notional Transfer From Main Fund	36.515	0	1.221	3.875	9.273	14.261	23.311



**Schedule C3a
Compensation to Family Members**

These lump sum present values are to be reduced by 8/11ths of the compensation received by the Family Member from the Red Cross.

Disease Level of the Approved HCV Infected Class Member							
Relation	Deceased from HCV	Level 1	Level 2	Level 3	Level 4	Level 5	Level 6
Spouse	21.762	0	727	2.310	5.527	8.499	13.893
Child under 21	13.057	0	436	1.386	3.316	5.099	8.336
Child over 21	4.352	0	145	462	1.105	1.700	2.779
Parent	4.352	0	145	462	1.105	1.700	2.779
Sibling	4.352	0	145	462	1.105	1.700	2.779
Grandparent	435	0	15	46	111	170	278
Grandchild	435	0	15	46	111	170	278




Schedule C4

Compensation to Spouses and Permanent Dependents of Deceased HCV Infected Class Members

The total compensation payable pursuant to Section 4.04 is equal to the sum of (a) and (b):

- (a) multiply the "joint life annuity factor prior to age 65" by the approved amount under section 4.04(2)(a) or 4.04(2)(b);
- (b) multiply the "joint life annuity factor after age 65" by the approved amount under section 4.04(2)(b).

HCV Infected Class Member's Age at Death	Joint Life Annuity Factor	
	Prior to age 65	After age 65
16	28.92	3.79
17	28.54	3.87
18	28.16	3.95
19	27.77	4.04
20	27.37	4.12
21	26.96	4.21
22	26.54	4.30
23	26.12	4.39
24	25.68	4.48
25	25.24	4.57
26	24.79	4.67
27	24.33	4.77
28	23.86	4.87
29	23.38	4.97
30	22.89	5.07
31	22.39	5.18
32	21.88	5.29
33	21.37	5.41
34	20.84	5.52
35	20.30	5.64
36	19.76	5.76
37	19.20	5.89
38	18.63	6.02
39	18.06	6.15
40	17.47	6.28
41	16.87	6.42
42	16.26	6.57
43	15.65	6.71
44	15.02	6.87
45	14.38	7.02
46	13.72	7.19
47	13.06	7.36
48	12.39	7.53
49	11.70	7.72
50	11.01	7.91
51	10.30	8.11
52	9.58	8.32
53	8.85	8.55
54	8.10	8.78
55	7.33	9.03
56	6.55	9.30
57	5.76	9.59
58	4.94	9.89
59	4.10	10.22
60	3.23	10.58
61	2.34	10.97
62	2.81	10.00




Schedule C4

Compensation to Spouses and Permanent Dependents of Deceased HCV Infected Class Members

The total compensation payable pursuant to Section 4.04 is equal to the sum of (a) and (b):

- (a) multiply the "joint life annuity factor prior to age 65" by the approved amount under section 4.04(2)(a) or 4.04(2)(b);
- (b) multiply the "joint life annuity factor after age 65" by the approved amount under section 4.04(2)(b).

HCV Infected Class Member's Age at Death	Joint Life Annuity Factor	
	Prior to age 65	After age 65
63	1.92	10.40
64	0.95	10.88
65		11.35
66		10.87
67		10.41
68		9.95
69		9.49
70		9.05
71		8.62
72		8.19
73		7.78
74		7.37
75		6.98
76		6.60
77		6.23
78		5.87
79		5.53
80		5.21
81		4.90
82		4.60
83		4.33
84		4.06
85		3.81
86		3.58
87		3.36
88		3.15
89		2.96
90		2.77
91		2.60
92		2.45
93		2.30
94		2.17
95		2.05
96		1.94
97		1.85
98		1.75
99		1.67
100		1.59
101		1.53
102		1.46
103		1.40
104		1.35
105		1.28



Schedule C5

Compensation to Dependants under Age 25 of Deceased HCV Infected Class Members


The amounts in this table represent the Present Value of \$1 per year until the dependant turns 25 year of age.

Where the youngest dependant will turn 25 prior to the date the HCV Infected Class Member would have attained age 65, the lump sum compensation amount is equal to the approved amount under section 4.04(2)(a) or 4.04(2)(b) multiplied by the Present Value Factor from this table.

Where the youngest dependant will turn 25 after the date the HCV Infected Class Member would have attained age 65, the lump sum compensation amount is equal to the sum of:

- (a) the approved amount under section 4.04(2)(a) or 4.04(2)(b) multiplied by the Present Value Factor from Schedule C4 for the Joint Life Annuity Factor Prior to Age 65
- (b) the approved amount under section 4.04(2)(b) multiplied by the difference between (i) the Present Value Factor from this table, and (ii) the Present Value Factor from Schedule C4 for the Joint Life Annuity Factor Prior to Age 65.

Age of Youngest Dependant	Years to 25	Present Value Factor
0	25	19.341
1	24	18.744
2	23	18.133
3	22	17.511
4	21	16.875
5	20	16.226
6	19	15.563
7	18	14.887
8	17	14.197
9	16	13.492
10	15	12.773
11	14	12.038
12	13	11.289
13	12	10.524
14	11	9.742
15	10	8.945
16	9	8.131
17	8	7.300
18	7	6.452
19	6	5.586
20	5	4.703
21	4	3.800
22	3	2.879
23	2	1.939
24	1	0.980



Schedule C6
Compensation to Dependents - Adjustment Factor for Date of Death

The lump sum amount determined by applying the Factors in Schedules C4 and C5 produce a present value amount as of the date of death of the Approved HCV Infected Class Member. Once the total lump sum has been determined in accordance with Schedules C4 and C5, that total is to be adjusted by the factor from this Schedule to produce a present value as of the date of approval of the Dependant's claim.

Determine the number of years, including fractional years, from the date of death of the HCV Infected Class Member to the date of approval of the Dependant's claim. That number is to be rounded to the nearest integer to give the "Number of Years between Date of Death and Date of Approval".

Number of Years between Date of Death and Date of Approval	Adjustment Factor
0	1.000
1	1.021
2	1.042
3	1.064
4	1.086
5	1.108
6	1.131
7	1.155
8	1.179
9	1.204
10	1.229
11	1.254
12	1.280
13	1.307
14	1.334
15	1.362
16	1.390
17	1.419
18	1.449
19	1.479
20	1.509
21	1.541
22	1.573
23	1.606
24	1.639
25	1.673
26	1.708
27	1.743
28	1.780
29	1.817
30	1.854
31	1.893
32	1.932
33	1.973
34	2.014
35	2.056
36	2.098
37	2.142
38	2.186
39	2.232
40	2.278